

# iTeach Session 3



The iPad as Creator & Collaborator

---

---

---

---

---

---

---

---

## Today's Goals

- iTeach Session 3**  
**iPad as Creator & Collaborator**  
**Sacred Hearts Academy**
- 2:00 PM Goals of Session 3: iPad as Creator & Collaborator (Web 2.0)  
 Today's Apps: Edmentum & iAnnotate  
 Additional Apps: Pinterest, iTunes U, Peek, Sketch, QR Reader  
 Evernote
  - 2:15 PM Let's Create!  
 Edmentum - link to iTunes U
  - 2:30 PM Let's Collaborate!  
 iAnnotate - link to MEd example
  - 2:45 PM Let's Review  
 QR Reader  
 Evernote -> Peek & Sketch
  - 3:00 PM Break
  - 3:10 PM Web 2.0 for Teachers
  - 3:30 PM Collaborate -> Pinterest, Wikis, Blogs
  - 3:45 PM Session 3 Feedback -> QR Code to Survey Monkey
  - 4:00 PM Next Session: Review, Evaluate, Share

---

---

---

---

---

---

---

---

## Create

*Verb*  
Produce, generate,  
fabricate, design, develop



---

---

---

---

---

---

---

---

# Educreations

Educreations in the Classroom  
by Jessica Steffel

---

---

---

---

---

---

---



Let's give Educreations a whirl!

---

---

---

---

---

---

---

- There are three flowers.
- Each flower has five petals.
- How many petals are there altogether?

---

---

---

---


---

---

---

# iAnnotate

An example in the high school classroom



<http://larryrthoughts.blogspot.com/2013/01/how-we-use-iannotate-pdf-on-our-ipads.html>

---

---

---

---

---

---

---

---

# First you need a PDF file

What is PDF? Portable Document Format  
It is a file that will look the same on the screen & print, regardless of what kind of computer or printer someone is using  
Let's get a PDF file to practice with in iAnnotate

---

---

---

---

---

---

---

---

# Open iAnnotate

Get a PDF file  
Open in iAnnotate  
Annotate

---

---

---

---

---

---

---

---

Quick Review  
QR Reader & Evernote

---

---

---

---


---

---

---

Collaborate

*Verb*  
Work jointly on an activity,  
especially to produce or  
create something



---

---

---

---

---

---

---

Web 2.0

---

---

---

---

---

---

---

## What exactly is Web 2.0?

- Consume ----> Produce ----> Collaborate
- Popular platforms are:



WIKIPEDIA The Free Encyclopedia

facebook

t

WORDPRESS

---

---

---

---

---


---

---

---

## It's not the tech,

<http://www.jerryking.com/>  
<http://fno.org>



*"It says here you can lead a horse to water..."*

## it's the TEACH!

---

---

---

---

---

---


---

---

~~How to use Web 2.0 in the classroom~~

*Less glitzy, but more important*

Growing  
Connecting  
Teaching



mal Aktid  
option rights sustainable from  
fisonStock.com

---

---

---

---

---

---

---

---

Growing is fun  
& fulfilling.

How do you grow as a teacher?






---

---

---

---

---

---



---

---

Growing is fun  
& fulfilling.

How do you grow as a teacher?

- Practice
- Take classes
- Attend professional development
- Read
- Go to conferences
- Observe
- Find mentors
- Chat


---

---

---

---

---

---

---

---

Growing is fun  
& fulfilling.

How do you grow as a teacher?

- Read
- Observe
- Find mentors
- Chat

Online= Web 2.0






---

---

---

---

---

---

---

---

## Web 2.0 is Collaboration

Blogs, wikis  
 Twitter, Edmodo, chats  
 Everyone can publish  
 You can learn from people all over  
 the world  
 You can learn from the person in the  
 next classroom




---

---

---

---

---

---

---

---

“It takes a conscious effort  
 to break out of the isolation  
 of your classroom.”  
 Peter Cookson, Jr.  
 Lewis & Clark College

How do you find them?




---

---

---

---

---


---

---

---

Social networks, professional  
 networks, links  
 Connecting is easy  
 You can find teachers with similar  
 interests, class size, grade level,  
 subject matter, student learners

Comment • Chat •  
 Share • Copy • Mentor  
 TEACH




---

---

---

---

---

---

---

---

To teach is to  
learn twice.  
Joseph Joubert,  
Pensées, 1842

---

---

---

---

---

---

---

That's why Web 2.0 is so  
great in the classroom!  
Students learn more  
effectively  
Connect ... peers, teacher,  
parents, community  
Accept feedback & respond

---

---

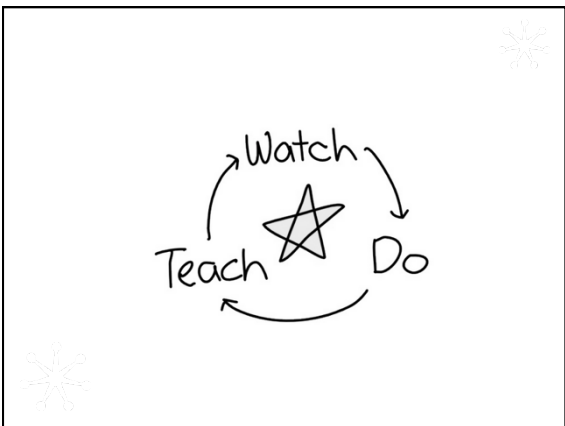
---

---

---

---

---



---

---

---

---

---

---

---



## Yeah, but...

No time	Move time
No value	around
Nowhere to start	Find success
No know how	Find role models
No recipe	Explore & rethink
	Relax

---

---

---

---

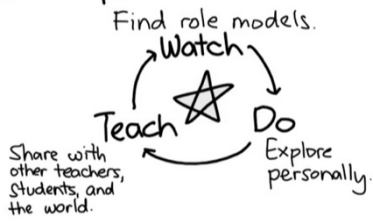
---

---

---

---

## Next steps:




---

---

---

---

---

---

---

---

## Web 2.0

Desktop applications  
Initially not supported by tablets (Apple doesn't not support Flash & javascript is also an issue)  
What the iPad lacks in Web 2.0 access, it makes up in alternatives through Apps: VoiceThread, Popplet, iMotion, Comic Life, iStopMotion, Demi Books Composer, Creative Book Builder, Show Me, Explain Everything, Prezi... you get the idea

---

---

---

---

---



---

---

---

What? So many!  
How will I know what  
or where to go?

First, remember "It's the teach, not the  
tech!"  
What are your objectives?  
Reach out to your Professional Learning  
Network



---

---

---

---

---

---

---

Let's Explore

Find Quadrant Partner #2

Blogs & Wikis  
Jigsaw Activity  
5 minutes on your own  
2-3 minutes to share back with  
your partner



---

---

---

---

---

---

---



Finally... Pinterest



---

---

---

---

---

---

---



Yes, you need to sign up if you use the app.

---

---

---

---

---

---

---



The usual: User name & Password

---

---

---

---

---

---

---



Let's browse "Everything"

---

---

---

---

---

---

---

## Think of Pinterest as...

- A bulletin board
- A scrapbook
- A place to get ideas & share ideas
- A basic, Web 2.0, professional learning network - See, you do Web 2.0!

---

---

---

---

---

---

---



## 3-2-1 Exit Ticket

---

---

---

---

---

---

---